

DATA LOGGING SOLUTIONS

ART & MUSEUM MONITORING



The MadgeTech Advantage

Ensure safety, quality and efficiency by measuring and recording crucial data for inconsistencies that directly impact the success of a business. Our customizable data logging solutions provide real-time monitoring for applications where the slightest change in environment could be destructive. Coupled with the accuracy and reliability of our products, we also offer free software and cloud services, making compliance and validation reporting a breeze.

Why Choose MadgeTech?

At MadgeTech we take pride in maintaining meaningful relationships with our customers, going above and beyond to turn their everyday problems into new data logging solutions. To ensure the instrument's accuracy, MadgeTech offers in-house standard and customized calibration services, including ISO/IEC 17025 accredited calibrations for certain products.

Benefits:

- ▲ Calibration
- ▲ ISO/IEC 17025 Accreditation
- ▲ IQ/OQ/PQ On-Site Services
- ▲ Free Technical Support
- ▲ Free Software
- ▲ Cloud Services
- ▲ 21 CFR Part 11 Compliance

MadgeTech data loggers are designed, manufactured and serviced in the USA and distributed worldwide. Pacific Sensor Technologies (PST) is the Authorized distributor for MadgeTech Data loggers in Australia.



HEADQUARTERS
Warner, New Hampshire

Wireless Temperature & Humidity Monitoring



MadgeTech's temperature, humidity and shock data loggers are used to monitor paintings, sculptures and other precious works of art. MadgeTech data loggers can monitor temperature and humidity for museums and exhibits while displaying work. MadgeTech shock data loggers monitor fragile pieces of artwork while shipping or transporting. Logger options include single or multi-channel, wireless or some with built-in LCD displays.



Wireless Temperature and Humidity Monitoring

The **RFRHTemp2000A** is a two-way wireless temperature and humidity data logger with a built in LCD. This device is ideal for continuously monitoring the ambient temperature and humidity while displaying paintings and sculptures. Equipped with external humidity and RTD temperature sensors, the device provides a fast response time for both parameters and transmits real time data wirelessly.

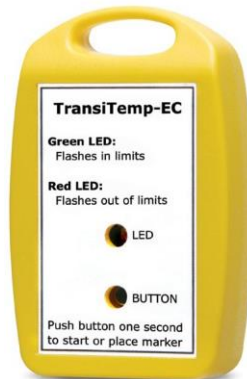
MadgeTech's 2000A wireless data loggers feature an audible alarm to alert users in close proximity if the temperature or humidity exceeds the safe range. Email and text alerts can also be configured. MadgeTech wireless data loggers are compatible with MadgeTech Cloud Services, making real-time data available from any internet enabled device.

Ambient & Transit Monitoring



Economical Temperature Data Logger

The **TransiTemp-EC** data logger is an economical device that monitors temperature. This small portable device can be placed virtually anywhere to provide an accurate temperature record of the environment. It has a custom molded case with a handle for convenient attachment and comes in single and multi-use versions. This device is splash-proof and can be used to monitor the environmental temperatures of artwork, both in storage and transit.



Temperature, Humidity & Shock Data Logger

The new **UltraShock** contains powerful improvements and an all-in-one functionality capable of recording shock, temperature, pressure and humidity. The UltraShock features a smaller, lighter design and is equipped with LED status indicators. Other features include a significantly improved battery life of up to 90 days and the use of a USB-C cable, making it easily rechargeable.

Other features include a significantly improved battery life and the use of a USB-C cable making it easily rechargeable. Each UltraShock purchase includes an AC adapter and USB cable, eliminating the need for an additional interface cable.

Specifically designed for documenting dynamic environments such as moving vehicles, trucks, containers and ships, this device is perfect for monitoring artwork while in transit.

Compact Pressure, Humidity & Temperature Data Logger

The **PRHTemp101A** is a pressure, relative humidity and temperature data logger, specifically designed to be compact and portable for use in a variety of applications such as museum and archive preservation, shipping and transportation of artwork and rate, optional memory wrap, programmable high-low alarms and more.



<https://www.pacificsensortech.com.au/madgetech-cloud-services>



Access Data Instantly and Securely
from Anywhere in the World

The **MadgeTech Cloud** is compatible with all MadgeTech wireless data loggers, providing users with instant access to real-time data from any location. With the MadgeTech Cloud, data loggers can securely transmit data to be viewed on any Internet enabled device such as a computer, tablet or smartphone.

Scalable Solution

The MadgeTech Cloud is designed to support organizations of any size. From a single data logger to a network consisting of hundreds of loggers, the MadgeTech Cloud provides facilities with on-demand data supervision, attainable results, and flexibility like never before. The MadgeTech Cloud gives users the power to have control of all their critical data right in the palm of their hand.

Cloud Capabilities

All wireless MadgeTech data loggers can transmit data to the MadgeTech Cloud to be saved, viewed and controlled. The data is available for viewing from any Internet enabled device anywhere in the world. Equipped with many features, the MadgeTech Cloud is flexible enough to adapt to any data logging needs.

New Logger Groups

Assembling data loggers is easier than ever thanks to the MadgeTech Cloud's Logger Groups. Users have the ability to organize data loggers into groups and subgroups, making all data easily accessible from one central location.

Email & Text Message Alerts

The MadgeTech Cloud allows users to configure alarms to alert for no readings, channel thresholds or battery level. When an alarm is triggered, text message or email notifications are instantly sent, giving users the ability to view the data and assess the situation immediately.



Quick and Easy Setup



View Data From Anywhere



Access Data Instantly



Email and Text Notifications

MadgeTech 4 Software



The simple, easy-to-use, Windows-based software enables the user to effortlessly collect, display and analyze data. A variety of powerful tools can be used to examine, export, and print professional quality reports with just a click of the mouse. This software can be downloaded for free from the MadgeTech website.

MadgeTech 4 Software Customizable Features and Options

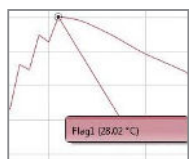
MadgeTech 4 Software can communicate with multiple loggers through multiple interface cables. Capable of simultaneous start, stop and download of over 100 devices, this software serves as your virtual command center for large scale facilities and small. Display your data in graphs, with tabbed views and multi-monitor support. Utilize the infinite graphing flexibility by combining channels and datasets as desired. All graphing makes use of accelerated graphics hardware for real-time updating and high performance visuals.

MadgeTech 4 Software is designed with a built-in database for automatic storage of downloaded data. The look and feel is organized much like standard email programs to aid in user friendliness and ease of use. MadgeTech 4 Software also offers extensive alarming options across multiple devices, wireless and non-wireless. Alarm output options include email, on-screen, text message and run-a-program alerts.


MadgeTech 4 Software has a powerful and comprehensive statistics system that allows the user to customize and view statistics as desired. Another feature is customizable engineering units. This enables users to support and program devices with many different unit types as well as the ability to display them as an alternate unit if desired.

Software Features

- Multiple Graph Overlay
- Statistics
- Digital Calibration
- Zoom In / Zoom Out
- Cooling Flags
- Lethality Equations (F0, PU)
- Mean Kinetic Temperature
- Full Time Zone Support
- Data Annotation
- User Friendly File Management
- Min. / Max. / Average Lines
- Timeslice
- Data Table View
- Automatic Report Generation
- Summary View
- Workflows / Automation



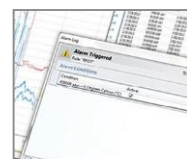
Cooling Flags



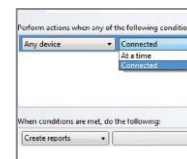
Graph View

Time	Time Zone	Data
1:13:37 PM	-04:00	-00.00:00
1:14:37 PM	-04:00	-00.01:00
1:15:37 PM	-04:00	-00.02:00
1:16:37 PM	-04:00	-00.03:00
1:17:37 PM	-04:00	-00.04:00
1:18:37 PM	-04:00	-00.05:00
1:19:37 PM	-04:00	-00.06:00
1:20:37 PM	-04:00	-00.07:00
1:21:37 PM	-04:00	-00.08:00
1:22:37 PM	-04:00	-00.09:00
1:23:37 PM	-04:00	-00.10:00
1:24:37 PM	-04:00	-00.11:00
1:25:37 PM	-04:00	-00.12:00

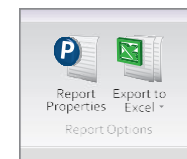
Tabular Data View



Alarm Notifications



Automation



Export to Excel